

Individual Report for Adv Algs for Machine Learning, Special Topics(IEMS_469-0_1: Adv Algs for Machine Learning, MLDS_490-0_22: Special Topics) (Siqiao Mu)

Project Title: **Course and Teacher Evaluations CTEC Fall 2024**

Courses Audience: **24**

Responses Received: **11**

Response Ratio: **45.8%**

Report Comments

Course and Teacher Evaluations are intended solely for the use of faculty, staff and students of Northwestern University. Any reproduction, republication or redistribution of this site's content is prohibited without the express permission of Northwestern University.

For more information about CTEC Guidelines, please visit our website: <https://www.northwestern.edu/ctec/guidelines>

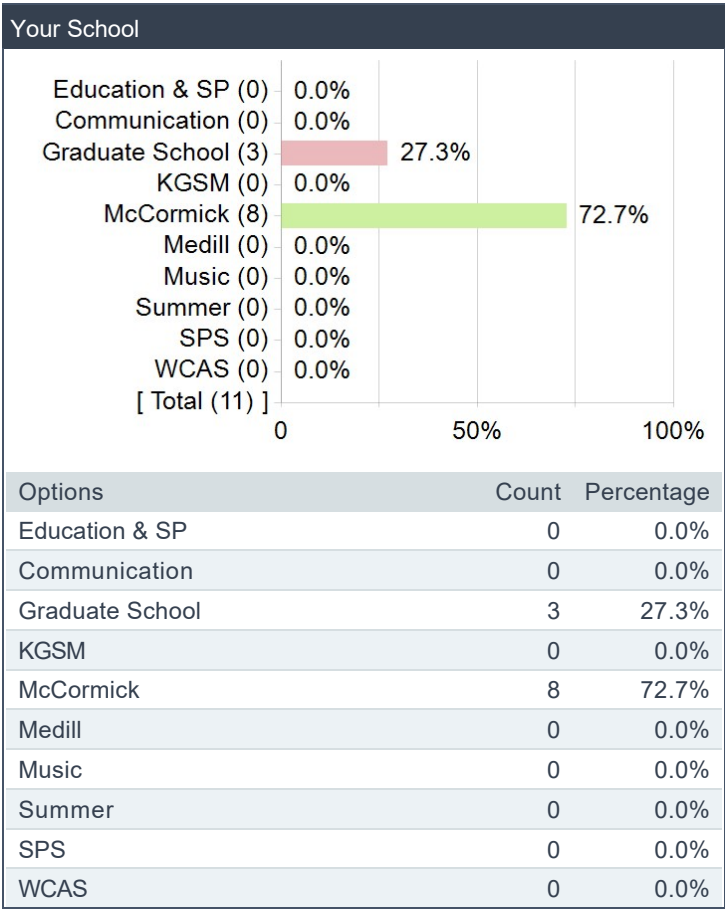
Northwestern University

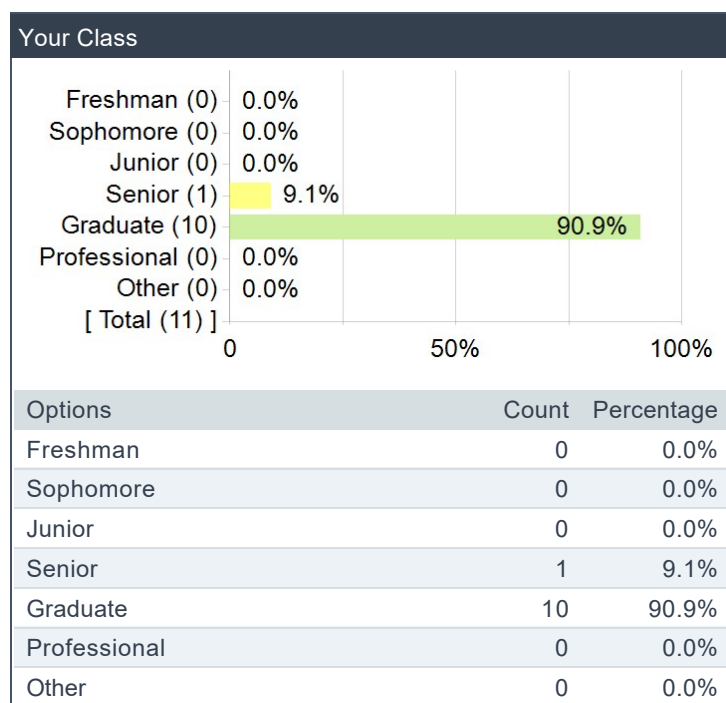
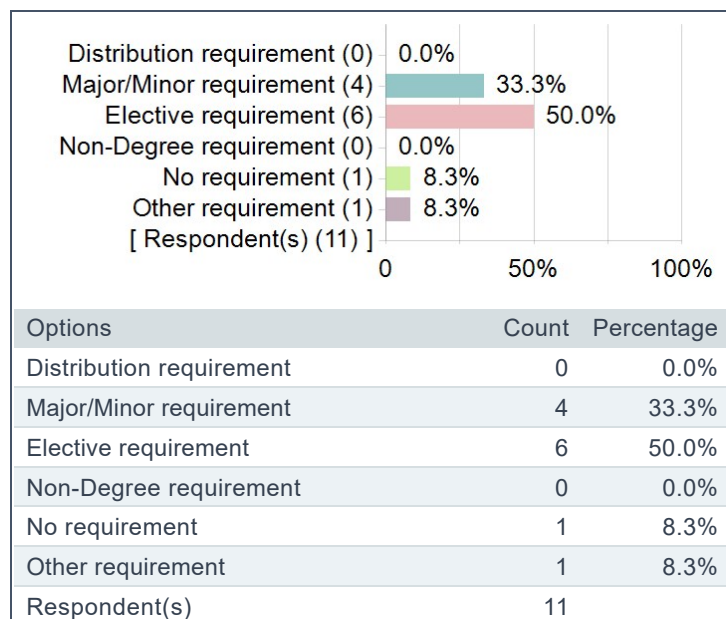
Course Evaluations

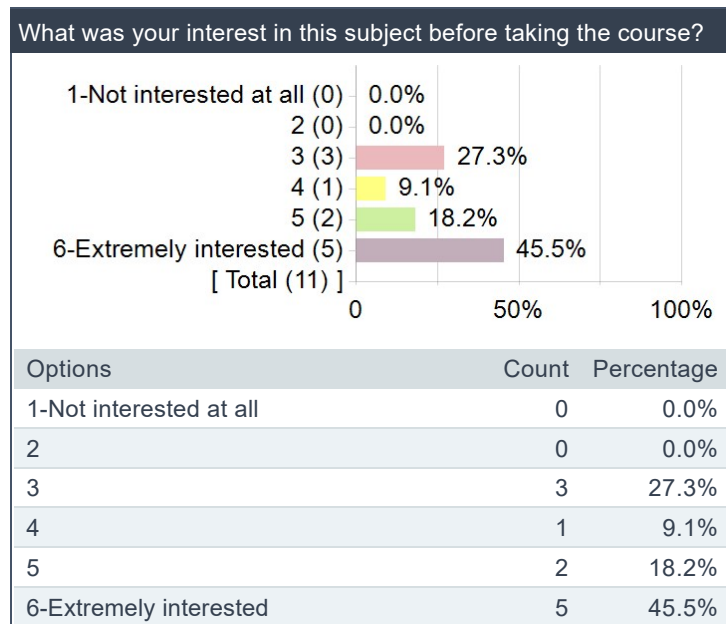
Teaching Assistant	Course
Siqiao Mu	Adv Algs for Machine Learning,Special Topics(IEMS_469-0_1: Adv Algs for Machine Learning,MLDS_490-0_22: Special Topics)

DEMOGRAPHICS

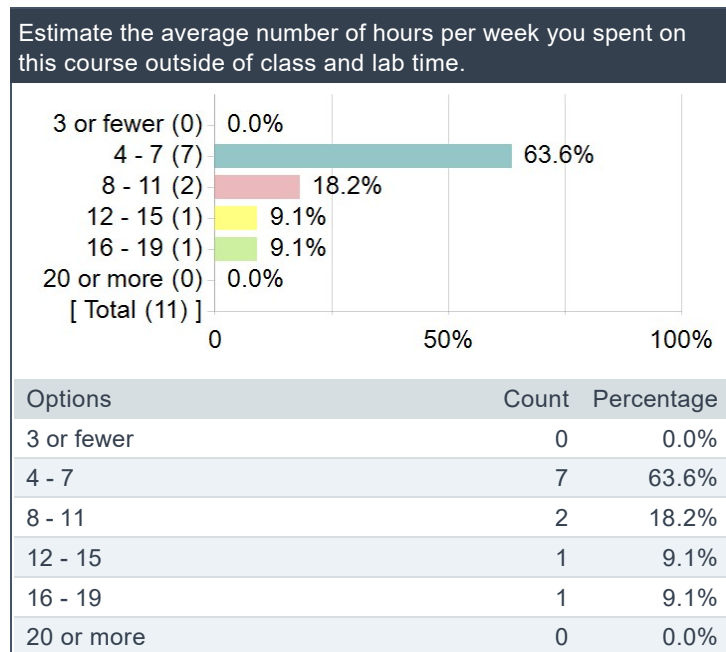
Your School



Your Class**What is your reason for taking the course? (mark all that apply)**

What was your interest in this subject before taking the course?**TIME-SURVEY QUESTION**

Estimate the average number of hours per week you spent on this course outside of class and lab time.



TA QUESTIONS

Please rate the TA on the following criteria:

1. The TA was able to answer the students' questions adequately.					2. The TA was well prepared for each session.				
Options	Score	Count	Percentage		Options	Score	Count	Percentage	
1-Very Low	1	0	0.0%		1-Very Low	1	0	0.0%	
2	2	1	9.1%		2	2	1	9.1%	
3	3	1	9.1%		3	3	0	0.0%	
4	4	0	0.0%		4	4	0	0.0%	
5	5	3	27.3%		5	5	4	36.4%	
6-Very High	6	6	54.5%		6-Very High	6	6	54.5%	
Statistics				Value	Statistics				Value
Response Count				11	Response Count				11
Mean				5.09	Mean				5.27
Median				6.00	Median				6.00
Standard Deviation				1.38	Standard Deviation				1.19
3. The TA communicated ideas in a clear manner.					4. The TA showed strong interest in teaching the course.				
Options	Score	Count	Percentage		Options	Score	Count	Percentage	
1-Very Low	1	0	0.0%		1-Very Low	1	1	9.1%	
2	2	1	9.1%		2	2	1	9.1%	
3	3	0	0.0%		3	3	1	9.1%	
4	4	0	0.0%		4	4	0	0.0%	
5	5	4	36.4%		5	5	3	27.3%	
6-Very High	6	6	54.5%		6-Very High	6	5	45.5%	
Statistics				Value	Statistics				Value
Response Count				11	Response Count				11
Mean				5.27	Mean				4.64
Median				6.00	Median				5.00
Standard Deviation				1.19	Standard Deviation				1.80

OPEN-ENDED QUESTIONS

What are the primary strengths and weaknesses of the teaching assistant?

Comments
There are not enough words for me to explain how well of a job Siqiao did. She was proactive, well prepared, inspiring and very helpful. She made sure to talk to previous TA of this class and ask what can be improved and that was a game changer for us. She prepared us so well for the assignments without taking away the challenging and learning parts of our assignments. She made sure to set clear instructions and expectations for all the students and was always extremely helpful during office hours and accommodating if more office hours needed to me added. She was truly a prototype of a TA and truly believe will be a great Professor in the future.
Siqiao was a great TA! She was always prepared for the lab sessions and helped a lot with the homework assignments during office hours.
I reached out to the TA on the usual communication platforms and did not receive any answers.